




SUMMARY TEST DATA ON AMPLIFIER

Job No : PE511324
Model No : PEC-27-30M500M-3R0-25-15-SFF
PET Part No: 27305180
Serial No : PL2032/0609

Tested By : Kevin Mason
Temperature : +25°C
Date : 05/23/06

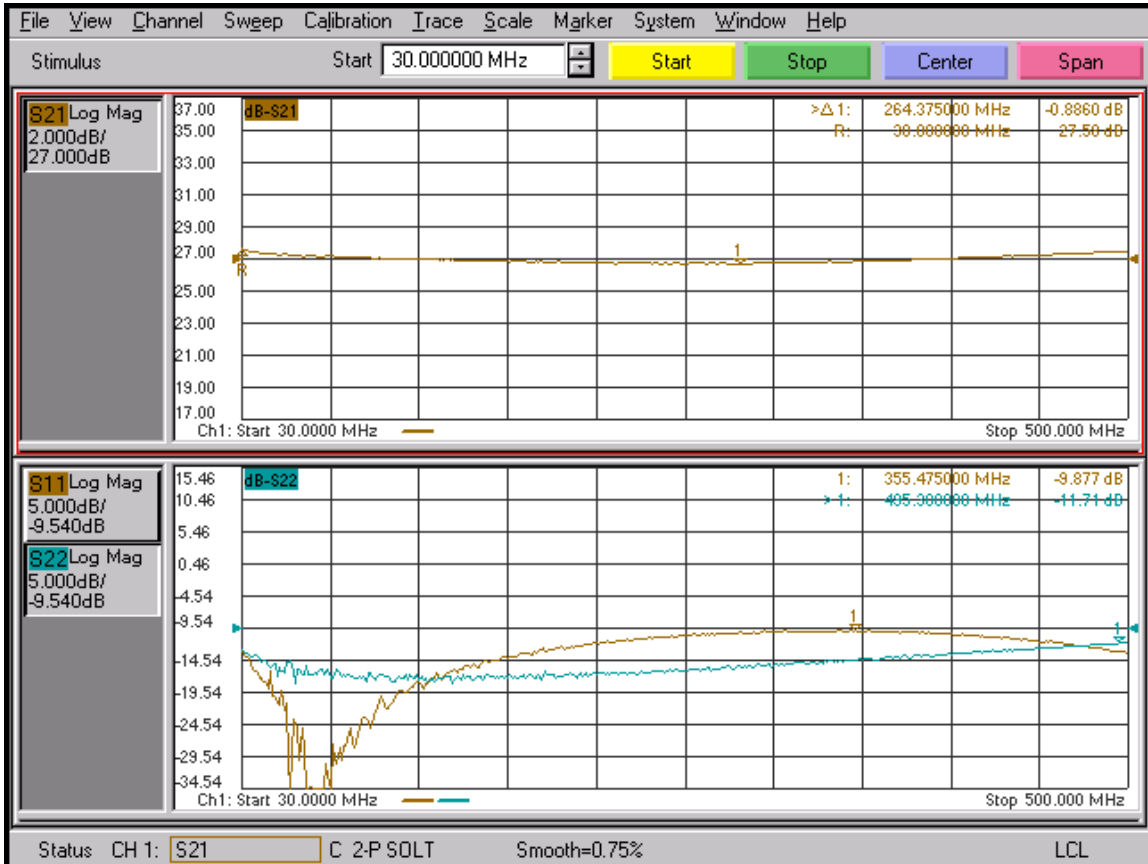
TEST ITEM NO.	PARAMETERS	SPECIFIED VALUE	MEASURED VALUE	REMARKS QA/QC
1	Frequency Range:	30-500 MHz	Pass	
2	Gain:	+27dB	Pass (See Plot)	
3	Gain Flatness:	±1.0dB Max.	±0.44dB	
4	VSWR:	Input : 2.0:1 Output: 2.0:1 (Max.)	Pass (See Plot)	
5	Noise Figure:	3.0dB Max.	Pass (See NF Plot)	
6	OP1dB:	25dBm Min.	≥25dBm	
7	OIP2:	+55dBm Min. +60dBm Goal	Pass ≥ +55dBm	
8	OIP3:	+45dBm Min. +50dBm Goal	Pass ≥ +45dBm	
9	DC Voltage and Current:	+12 to +15VDC	293mA	
10	Input Power Handling:	+23dBm Max.	Pass	

Production Manager Approval:  **Date:** 05/23/06

QA/QC Approval:  **Date:** 05/26/06

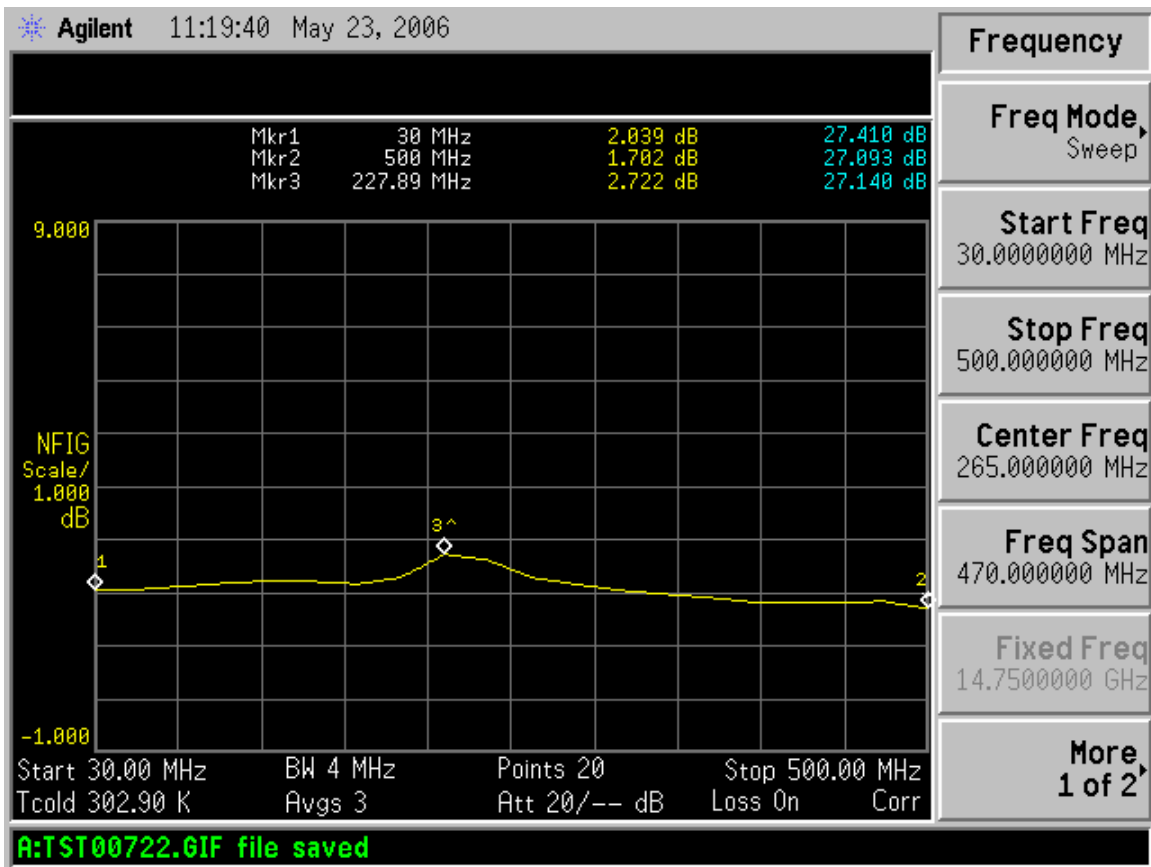
5715 Industry Lane, Unit 11, Frederick, MD 21704 USA Phone: (301)662-5019 Fax: (301)662-1731
 email: sales@planarelec.com

Swept S-Parameter Plot





Noise Figure Plot



5715 Industry Lane, Unit 11, Frederick, MD 21704 USA Phone: (301)662-5019 Fax: (301)662-1731
 email: sales@planarelec.com